

# 50 Teaching Tips for Daily Classroom Use

Presented by ~ Donna Whyte  
[www.thesmartiezone.com](http://www.thesmartiezone.com)

Visual

Auditory

Kinesthetic

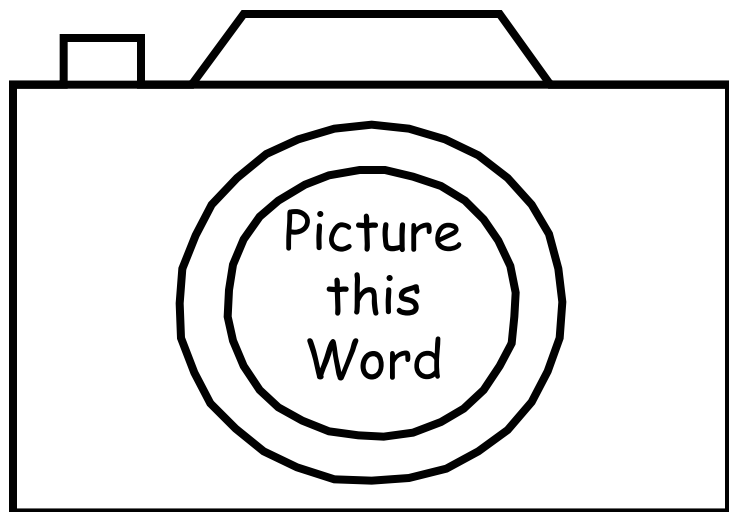
Visual	Auditory	Kinesthetic

# It all Starts with Us...

- 👍 Get Plenty of Sleep - Eat Breakfast
- 👍 Dress Professionally - Comfortable
- 👍 Don't Leave your Sense of Humor at Home
- 👍 Routines ~ If it doesn't require creative input - Establish a Routine
- 👍 Establish Consequences before the Frustration of the Moment sets in
- 👍 Connect with a "Partner in Crime"
- 👍 Focus by remembering the V-A-K
- 👍 Keep the BIG Picture in Mind

# Speaking Activities

- Social Interaction
- Play
- Storytelling
- Puppets
- Songs
- “Your Turn” Talk
- Interactive Charts/Books
- Vocabulary Building
- Opportunities with peers & buddies
- Center Activities
- Labeling
- Categorize
- Comparing
- Picture Talk



Word	Picture

# Listening Activities

- Echo Reading
- Follow the Directions
- Telephone
- "Tell me what I said"
- Sequencing
- Interpretation of Gestures & Signs
- This is what I can do...
- Slump OR Jump
- M\_\_\_\_\_ -May- I?
- \_\_\_\_\_
- \_\_\_\_\_
- \_\_\_\_\_

# Cutting

Use a thick black line to guide cutting the following:

- A fringe from a piece of paper
- Cut off corners of a piece of paper
- Cut along curved lines
- Cut lines with a variety of angles
- Cut figures with curves and angles
- Cut clay with blunt scissors

## Placing and Pasting

- Place a variety of forms (eg. blocks, felt, paper, string, yarn, cereal, cotton) on outlines
- Match shapes, color, or pictures to a page and paste them onto an outline

## Tracing and Coloring

- Create Thick Tracers
- Trace and then color shapes
- Trace Hands/Feet (sand, fingerpaint)

# Everyday Motor Skills

- Dressing
- Buttoning/Lacing/Tying
- Snaps/Zippering
- Beading
- Carrying
- Opening/Closing ~ Locking/Unlocking a Door
- Opening/Closing Markers, Glue, Paint
- Opening Juice Boxes/Snacks
- Vacuuming a Rug/Sweeping a Floor
- Rolling Dough, Cutting Dough, Cooking Activities
- Washing Hands

# Skills for Success:


- Enthusiasm toward Learning!
- The Desire to be Independent
- Get Along with Others
- Oral-Language Skills
- Ability to Listen
- Fine-Motor Ability
- Basic Letter and Number Recognition

# Classroom Set Up


-  "Borrow Box"
-  "Safety Deposit Box"
-  Sticks ~ Lucky Ducks & Random Group
-  Transition Signals
-  Help Signal
-  Done Signal

 Attention Signal

 Ketchup or  
"Catch UP"

 Student  
Checklists

 Minimize the  
Distractions

 "Please Return  
Me" Labels

# Getting Off to the Right Start

- ✍ What can they Expect from YOU?
  - ✍ Use I will statements...
- ✍ Always Own your Own Mistakes
- ✍ Set Expectations BUT...
- ✍ Create your Teacher Assessment
- ✍ Tattling Versus Telling
- ✍ Be Proactive

- ☞ Name the Class Activity
- ☞ Numbers Save Time
- ☞ Find the Experts
- ☞ Name the Chairs ~ Not the Tables/Desks
- ☞ "Be There" when You're NOT (substitute recording)
- ☞ Assign the Roles in your Absence

# Classroom Musts

☺ Greet them for the right START

*Smile*

*Touch*

*Acknowledge*

*Response*

*Today*







# Recreate Reading Experiences that Create Literacy

- Comfortable
- Interaction
- Learn Strategies
- Fun
- Ask Questions
- Scaffold
- Compare/Contrast
- Choice
- Reread Favorites

# Classroom Musts

- ❖ Book Area with Purpose!
- ❖ Games
- ❖ Songs that Teach!
- ❖ Cameras
- ❖ Band-Aids
- ❖ "I feel \_\_\_\_\_ too!" Let's  
\_\_\_\_\_

# Home~School and In Between

-  Scramble this Word - Listen
-  Birthday Card/Christmas Card/Thank You Card
-  Reading Connection Labels for Books
-  Business Cards
-  Parent/Guardian Gifts
-  The Phone Calls that YOU will LOVE to make

# Effective Schools

- Focus on Learning
- Student-Centered Environments
- Structured Choice is a Priority
- High Expectations
- Clear Rules
- Act vs. React
- Problem Solving Philosophy
- Provide Role Models
- Community Climate

# Management

- ⚡ Learn to Label the Behavior ~ Not the Child
- ⚡ Model
- ⚡ Empathy
- ⚡ Ultimatums invite \_\_\_\_\_!
- ⚡ If you focus on the \_\_\_\_\_, you won't have the energy to find the \_\_\_\_\_.
- ⚡ "Are you okay?" (Hallway Meetings that Work)
- ⚡ Be the Quarterback in the Middle of the Huddle, Not from the Sidelines

Please use the following letters to rate each of the comments below:

A-Outstanding B- Good C-Okay D- Poor

Communication notes, phone calls & meetings	
Home/School Work amount, content & time allowance	
Addressing Your Child's Needs	
Creating a Fun/Productive Learning Environment	
Providing interesting & engaging lessons for your child	
Smartie Community Philosophy	
Overall experience having a child in this class	

Please add any comments you have on your/your child's experience in this classroom.

---

---

---

---

Please list individual activities/projects that **YOU** enjoyed most

---

---

---

Please list any activities/projects that you didn't like

---

---

---

General Comments

---

---

Presented by Staff Development for Educators (SDE)  
Donna J. Whyte

- Boggiano et al., (1993). "Use of techniques promoting students' self-determination: Effects on students' analytic problem-solving skills." *Motivation and Emotion*, 17, 319-336.
- Breaux, A.L. (2003). *101 "Answers" for NEW Teachers and Their Mentors*. Larchmont, NY: Eye on Education.
- Covington, M.V. (1984). "The self-worth theory of achievement motivation: findings and implications." *Elementary School Journal*, 85 (1), 5-20.
- Glasser, W. (1986). *Choice Theory in the Classroom*. New York: HarperCollins Publishers, Inc.
- Patrick, Skinner, & Connell, (1993). "What motivates children's behavior and emotion? Joint effects of perceived control and autonomy in the academic domain." *Journal of Personality and Social Psychology*, 65, 781-791.
- Whyte, D.J. (2008). *You Can't Teach a Class You Can't Manage*. Peterborough, NH: Crystal Springs Books.

# Small Steps ~ Big Difference

- Attendance
- Rhymes
- Chants
- Magic Spoon
- "Stretchy" Strap
- Real ~ Nonsense Words

# Chants

## Stand Up and Take a Bow

Tune: If You're Happy And You Know It

If your name begins with A  
Stand up now. (clap, clap)

If your name begins with A  
Stand up now. (clap, clap)

If your name begins with A  
Stand up now and take a bow!

If your name begins with A  
Stand up now. (clap, clap)

## Name Chant

(child's name) (child's name)

How do you do?

Who's that sitting next to you?

Child: (says name of child beside  
him/her)

All: clap one time and say the name  
then pull your hands apart and say the  
child's name slowly.



Handout



Sort



Match



Start ○	I have	I have
Who has	Who has	Who has
I have	I have	I have
Who has	Who has	Who has
I have	I have	I have
Who has	Who has	○ The End!

© 2015 Core Knowledge

I have	I have	I have
Who has	Who has	Who has
I have	I have	I have
Who has	Who has	Who has
I have	I have	I have
Who has	Who has	Who has

© 2015 Core Knowledge