


I Have... Who Has? Game

 Who has cat	I have cats Who has puppy	I have puppies Who has child	I have children Who has toy	I have toys Who has house
I have houses Who has goose	I have geese Who has fox	I have foxes Who has place	I have places Who has fly	I have flies Who has tooth

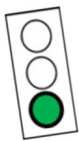
Donna Whyte

I Have... Who Has? Game Directions

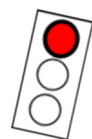
Directions:

Copy one set of the game cards. Cut them apart and laminate them or glue them onto index cards for more durability.

Shuffle the cards and pass them out to the students. Divide the cards as evenly as possible but it is not necessary for each student to have the same number of cards. Have them look at/read their cards so that they are familiar with their questions and/or answers.



The student who has the card with the **green stoplight** will start the game. The student with this card begins the game by saying, "I have the start card" and reading the question out loud. After the first card is read out loud, the student with the answer to the first card reads aloud his/her card. Students continue reading until they get to the last card. The student with the last card has the **red stoplight**, after



reading his/her answer, he/she says "The End".




	I have cats Who has cat	I have puppies Who has puppy	I have children Who has toy	I have toys Who has house
	I have houses Who has goose	I have geese Who has fox	I have foxes Who has place	I have places Who has fly
				I have flies Who has tooth

For example - the student with the start card would say, "Who has cat?", the student with the card that read cats would say, "I have

cats, who has puppy?" and so on until all of the cards are called out and the student with the last card would say, "I have fish, the end."

When playing whole group each student may stand and form a line or circle as each of their answers are read.


When playing as a center, each student should place their card face up in the middle of the table after asking their question. This will aide students in identifying the correct card and can keep the game moving along smoothly.

I have mice Who has ox	I have oxen Who has fish	I have fish 	I have Who has	I have Who has
I have 	I have 	I have Who has	I have Who has	I have Who has

I have included multiple cards to add any additional plurals to the game and several ending cards so that you can decide how many cards you want children to have or on

which plural you would like to end the game. Two and a half sheets of words are included.

Store the cards in Ziploc bags or envelopes. Hint - Stamp or mark the back of the cards to a set with one symbol or color so if the sets get mixed up, it will be easier to match them to a deck.



I have

cats

Who has

puppy

I have

puppies

Who has

child

I have

children

Who has

toy

I have

toys

Who has

house

I have

houses

Who has

goose

I have

geese

Who has

fox

I have

foxes

Who has

place

I have

places

Who has

fly

I have

flies

Who has

tooth

I have

teeth

Who has

person

I have

people

Who has

cook

I have

cooks

Who has

sheep

I have

sheep

Who has

shoe

I have

shoes

Who has

foot

I have

feet

Who has

man

I have

men

Who has

sky

I have

skies

Who has

dish

I have

dishes

Who has

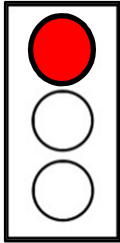
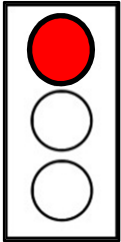
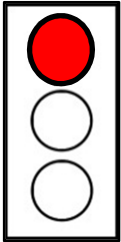
woman

I have

women

Who has

mouse

<p>I have</p> <p>mice</p> <p>Who has</p> <p>OX</p>	<p>I have</p> <p>oxen</p> <p>Who has</p> <p>fish</p>	<p>I have</p> <p>fish</p> 	<p>I have</p> <p>Who has</p>	<p>I have</p> <p>Who has</p>
<p>I have</p> 	<p>I have</p> 	<p>I have</p> <p>Who has</p>	<p>I have</p> <p>Who has</p>	<p>I have</p> <p>Who has</p>