


# Yearlong Writing Words



by Donna Whyte

# Yearlong Writing Words

These writing sheets were developed as a tool for young writers. Often beginning writers will ask for assistance in spelling and/or identifying a word. The following sheets will aid your students in becoming independent writers. Each sheet has common words that are associated with each month. The words also have a graphic to support the child in identifying the word.

As you present the sheets introduce the clues that will help them to best utilize each month.

- Words that need capital letters have those letters underlined.
- Names of the months have a calendar icon beside them.
- Holidays have a celebration icon next to them. Explain to children that there may be more than one holiday in a month but there are additional ways to use clues to identify the holiday. For example – October has two holiday icons: Columbus Day and Halloween. Ask the children to explain the number of words they hear when you say each holiday or which letter sounds can help them to identify the holiday.



- Seasons have a seasons icon. When introducing a season and the month in which it begins (for example, fall and October), you can tell the children that the individual season on the wheel is standing out. If it will aid the child, they could circle the season on the wheel. For example, for fall, the children can circle the leaf.

## Supportive Hint: Color-coded paper

A great visual clue that can ensure further independence with teaching children to find the words they need is to color-code the sheets. For example, if a child asks you for the word “friend” in January, you should remind the child to look back at the dark green sheet. I use the following colors for each month.


August	Dark Green
September	Purple
October	Orange
November	Tan
December	Red
January	White
February	Pink
March	Light Green
April	Bright Yellow
May	Hot Pink
June	Light Blue
July	Dark Blue

Many office supply stores stock the different colors, but you could create a border of your own on white paper that helps identify the individual months.

## Supportive Words

The pages at the back of the book will support young writers with “high requested” words. The following are included:

- Shape Words
- Color Words (have students place a line of that color next to each word to help in independence)
- Number Words (place numerals next to the words)
- Days of the Week
- Abbreviations of the Months
- Family
- Pets
- Weather Words



# December



December

---



winter

---



Christmas

---




Hanukkah

---



candy cane

---



ornaments

---




tree

---



wreath

---



# March



March

---



spring

---




Saint Patrick's Day

---



kite

---




lamb

---



lion

---



four leaf clover

---



gold

---